

Investor Presentation

January 2024



aksa ENERGY

Key Investment Highlights

Deep Expertise in Energy Sector

Geographically Diversified Portfolio

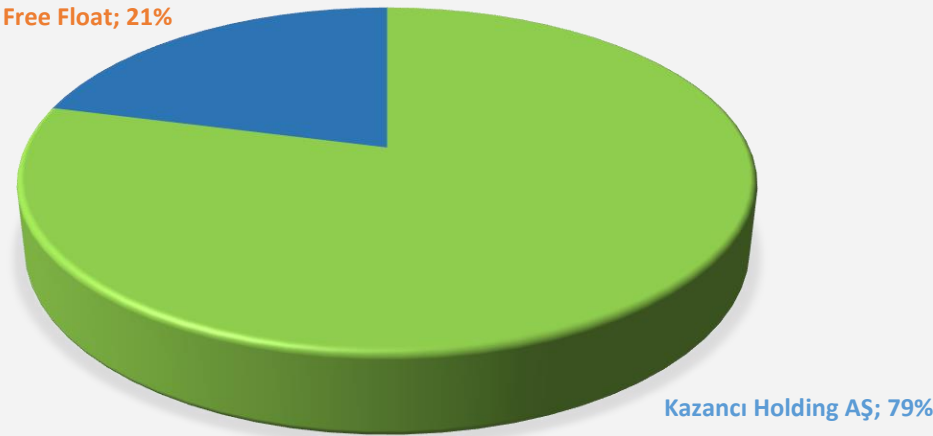
Low Leverage

Sustainable Growth

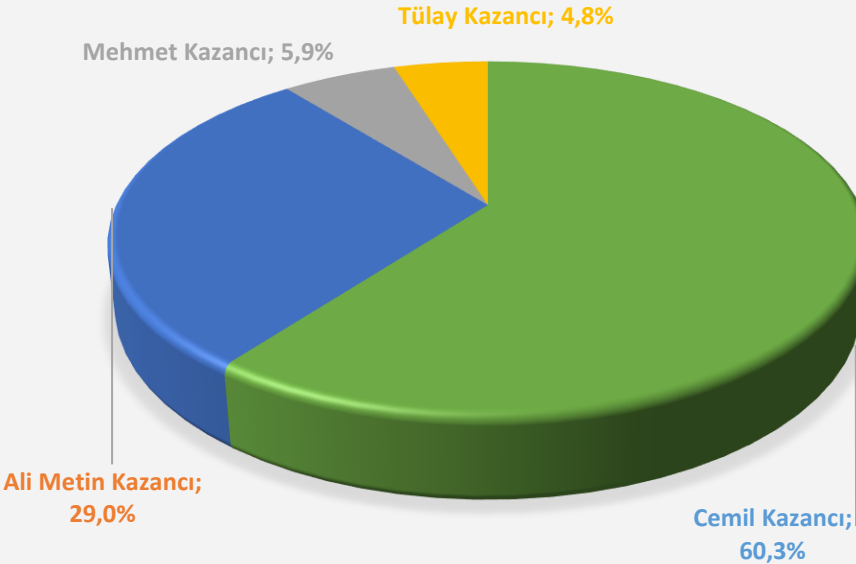
Resilient Business Model

Shareholder Structure

SHAREHOLDING STRUCTURE OF AKSA ENERGY



SHAREHOLDING STRUCTURE OF KAZANCI HOLDİNG A.Ş.



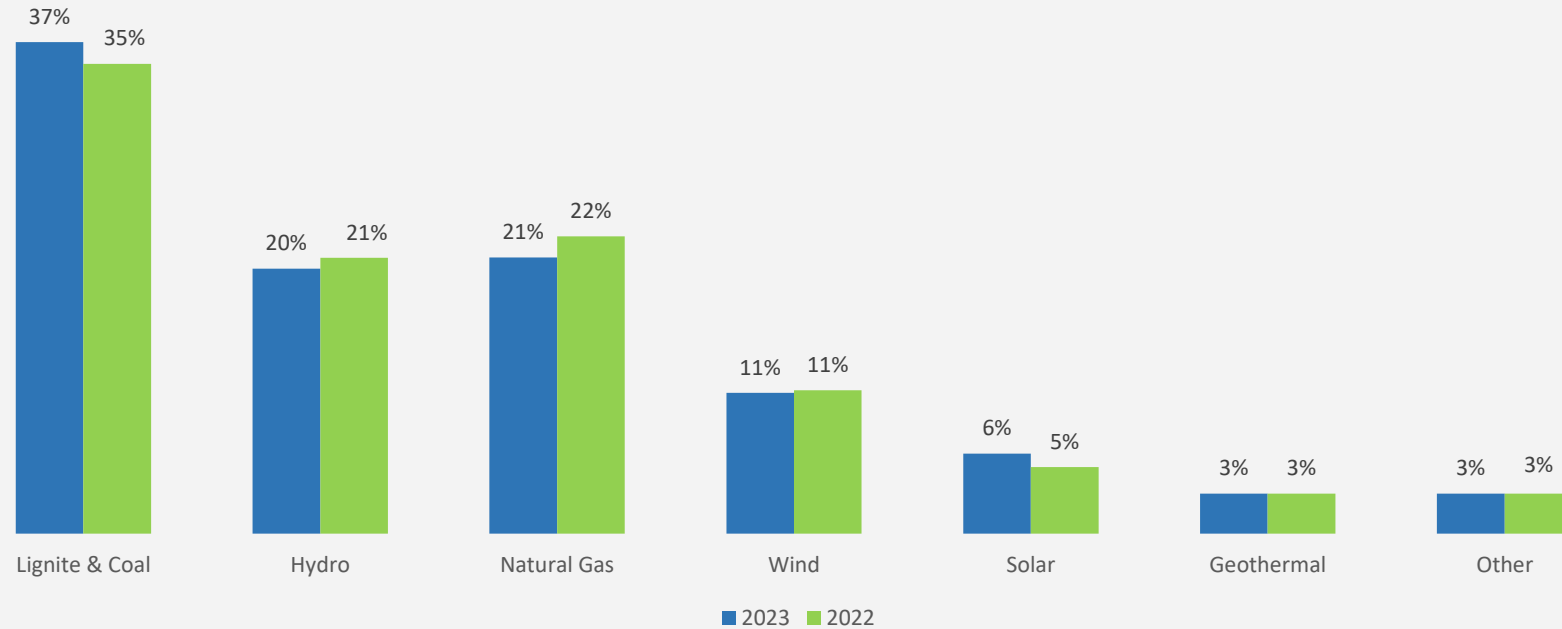
BIST Ticker	AKSEN
Bloomberg Ticker	AKSEN:TI
Reuters Ticker	AKSEN.IS
IPO Date	4.05.2010
Listed Exchanges	BIST Star, BIST Electricity, BIST Sustainability, BIST Corporate Governance, BIST Participation, BIST Buyback, MSCI Small Cap Index, FTSE Emerging Europe Large Cap Index





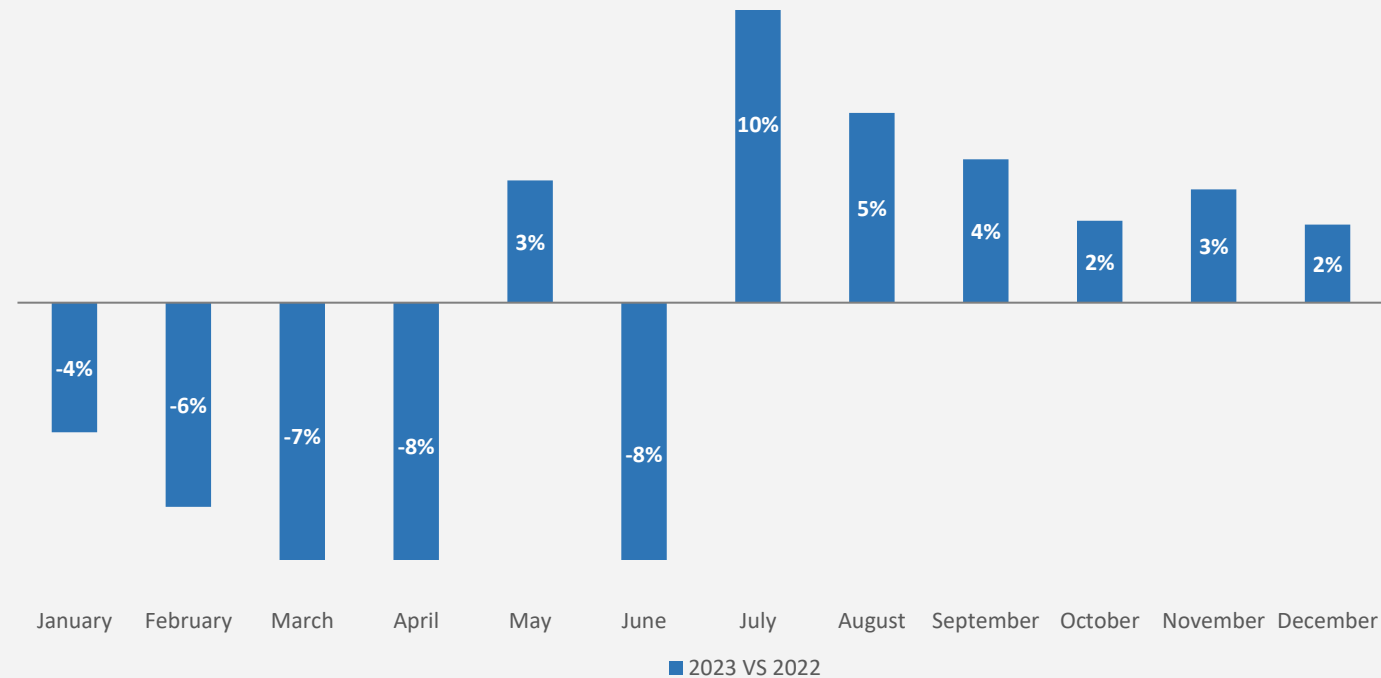
SECTOR HIGHLIGHTS

Power Generation by Fuel Type



Source: TEİAŞ

Monthly Change in Power Consumption



Source: TEİAŞ



**FINANCIAL & OPERATIONAL
HIGHLIGHTS
9M2023**

STRONG RECOVERY IN MARGINS

Key Highlights – 9M23

TL million

Quarterly- 3Q23 vs 3Q22



Net Sales

3Q23

7,356

3Q22

15,161

q/q

-51%



EBITDA

1,810

1,975

-8%



Net Income

1,203

1,454

-17%



Net Financial Debt

9,129

7,365 (*)

24%

Cumulative-9M23



Net Sales

9M23

20,864

9M22

33,730

y/y

-38%



EBITDA

4,831

5,295

-9%



Net Income

3,586

3,919

-8%

KPIs-9M23



Gross Margin

9M23

22%

9M22

13%

y/y

+9 pp



EBITDA Margin

23%

16%

+7 pp



Net Fin. Debt / EBITDA

1.42x

1.13x



Net Fin. Debt / Equity

35%

45%


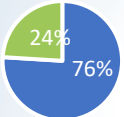

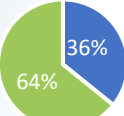

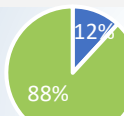
-10pp

(*) As of YE22

FOREIGN OPERATIONS’ CONTRIBUTION TO EBITDA AT %64

Regional Breakdown





TL million

		Domestic	Foreign	Share of Foreign	
Quarterly- 3Q23		Net Sales	5,599	1,757	
		EBITDA	648	1,162	
		Profit Before Tax	221	1,643	

Note: Foreign operations include Africa and Asia operations. Northern Cyprus operations are included in domestic operations

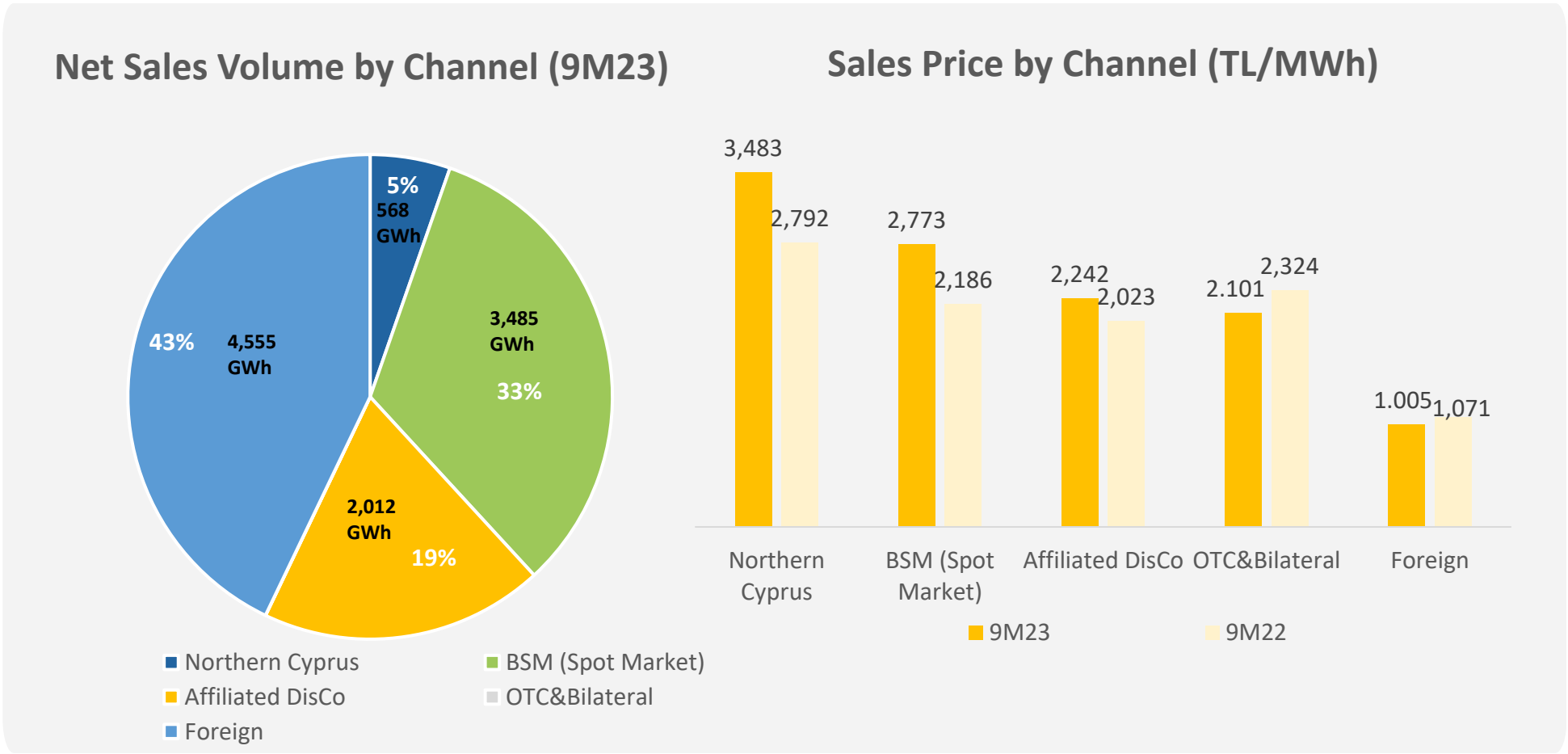
PERFORMANCE SUPPORTED BY FOREIGN CURRENCY-BASED PRICING FOR AFRICA, ASIA AND NORTHERN CYPRUS POWER PLANTS

Regional Breakdown

		Domestic	Foreign	Total	
Quarterly- 3Q23		Sales Volume (GWh)	2,187	1,477	3,664
		Sales Price (TL/MWh)	2,521	1,011	2,010
		Domestic	Foreign	Total	
Cumulative- 9M23		Sales Volume (GWh)	6,067	4,555	10,622
		Sales Price (TL/MWh)	2,663	1,005	1,952

Note: Company internal data. Excludes intercompany eliminations applied in CMB consolidated financials, includes ancillary services (secondary frequency control mechanism)
Foreign operations include Africa and Uzbekistan operations. Northern Cyprus is included in domestic operations

Sales Channel Breakdown



Note: Company internal data. Foreign includes Africa and Uzbekistan in 9M23. Excludes intercompany eliminations applied in CMB consolidated financials and also excludes ancillary services (secondary frequency control mechanism)

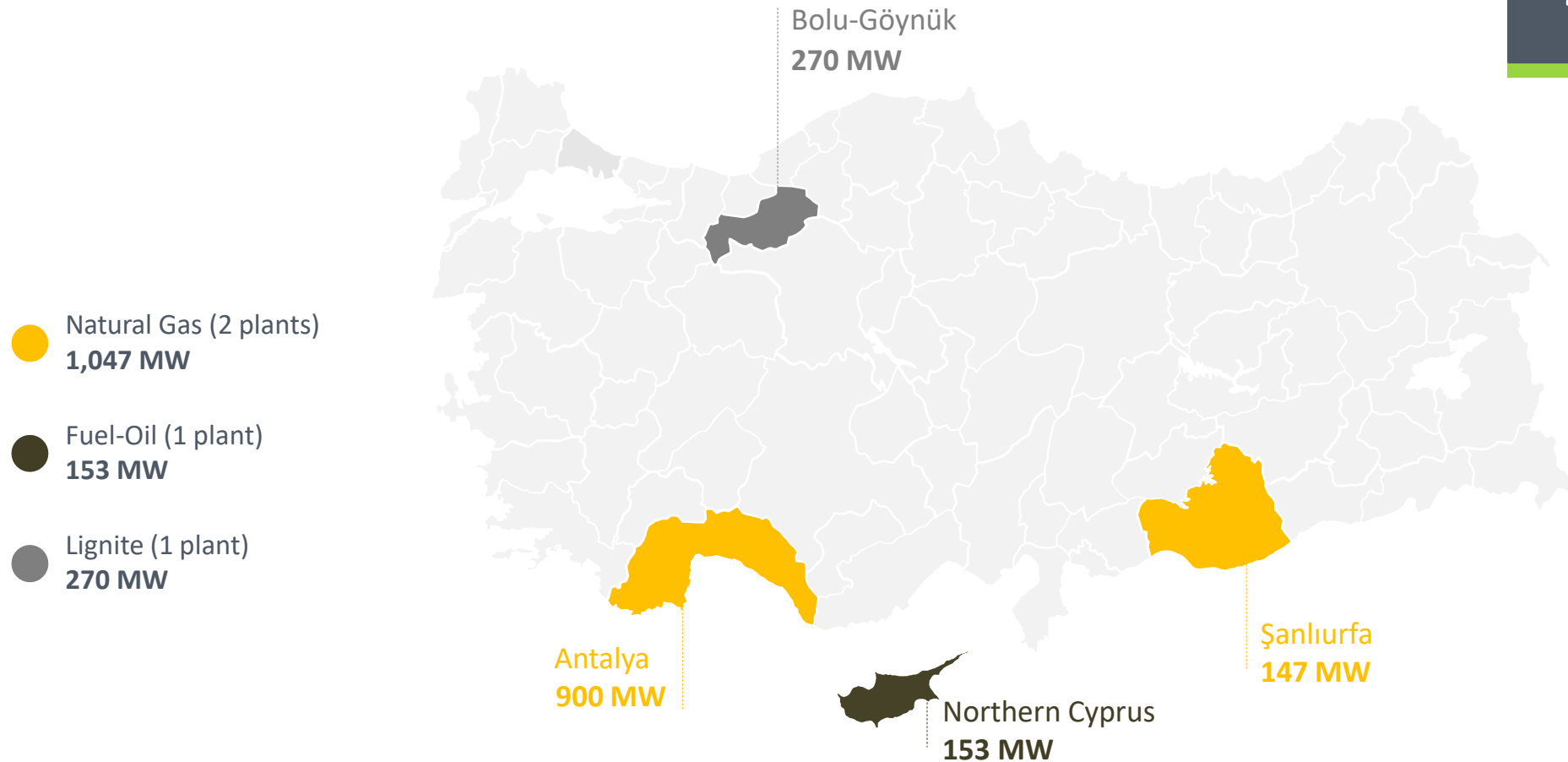


DOMESTIC OPERATIONS

MAJORITY OF DOMESTIC INSTALLED CAPACITY BASED ON NATURAL GAS

Domestic Operations at a Glance

DOMESTIC
INSTALLED
CAPACITY
1,470 MW



3Q23 SALES PRICE AVERAGE STILL ABOVE 2022 LEVELS DESPITE PRICE CAP MECHANISM

Bolu PP Key Highlights

Energy Source: Lignite Coal

Installed Capacity: 270 MW

Generation (Gross): 1,468 GWh (9M23)

CUR: 83% (9M23)

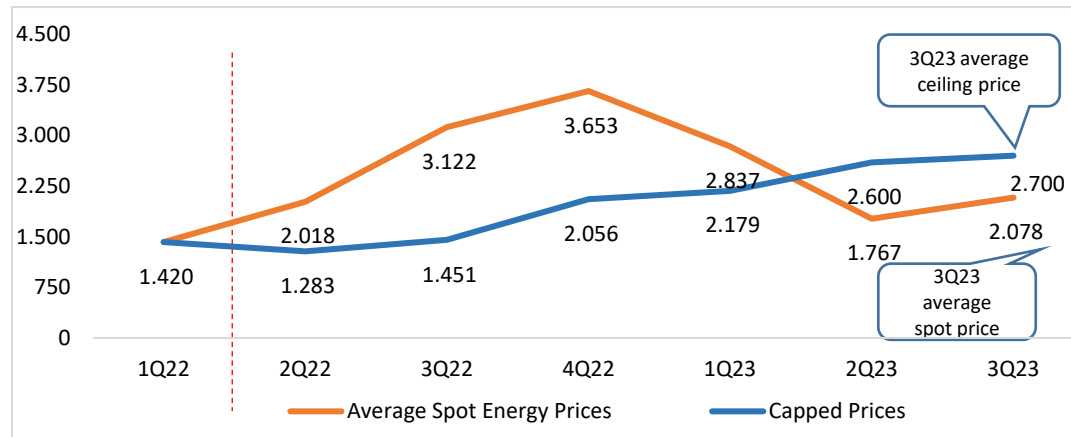
Capacity Payment: 38 MM TL (9M23)

Sales Composition: 7% Day Ahead Market, 88% Bilateral, 5% ancillary services

Bolu Goynuk Thermal Power Plant



Average Spot Electricity Prices & Capped Prices (TL/MWh)



Start of price cap
implementation

- In April 2023, Energy Market Regulatory Authority (EMRA) extended the price cap averages until October 2023. 3Q23 average price cap was realized as TL 2,700.
- Price cap mechanism terminated as of 1 October 2023
- Capacity mechanism payments were higher than 9M22 (26 MM TL).

Antalya PP Key Highlights

Energy Source: Natural Gas

Installed Capacity: 900 MW

Generation (Gross): 2,979 GWh (9M23)

Capacity Payment: 122 MM TL (9M23)

CUR: 59% (9M23)

Adjusted CUR (*): 75% (9M23)

**Ali Metin Kazancı Antalya
Natural Gas Combined Cycle
Power Plant**



- **Base load power plant with high efficiency ratio of 59%**
- 75% of electricity sold in day ahead market, 22% via ancillary services (secondary frequency control) and remaining 3% intraday market
- **Capacity mechanism payments were higher than 9M22 (TL 106 MM)**
- During 9M23, 100% of gas supplied from BOTAŞ

(*) Adjusted with secondary frequency control capacity sold to TEİAŞ. Proxy for Commercial Capacity Utilization

Şanlıurfa PP Key Highlights

Energy Source: Natural Gas

Installed Capacity: 147 MW

Generation (Gross): 240 GWh (9M23)

CUR: 29% (9M23)

Adjusted CUR (*): 50% (9M23)



- Şanlıurfa Power Plant resumed its operations from Aug'21 onwards driven by favorable market conditions.
- Zero Waste certificate received in Dec'21
- 56% of electricity sold in day ahead market, 40% via ancillary services (secondary frequency control mechanism) and remaining 4% intraday market.
- All of the natural gas used in the power plant is purchased from the market.
- **High level of flexibility which enables the most effective utilization of secondary frequency capacity reserve market**

(*) Adjusted with secondary frequency control capacity sold to TEİAŞ. Proxy for Commercial Capacity Utilization

Northern Cyprus PP Key Highlights

Energy Source: Fuel Oil

Installed Capacity: 153 MW

Generation (Gross): 577 GWh (9M23)

CUR: 57% (9M23)

PPA Price: 3,483 TL/MWh (9M23)

Contract Expiry: 2038



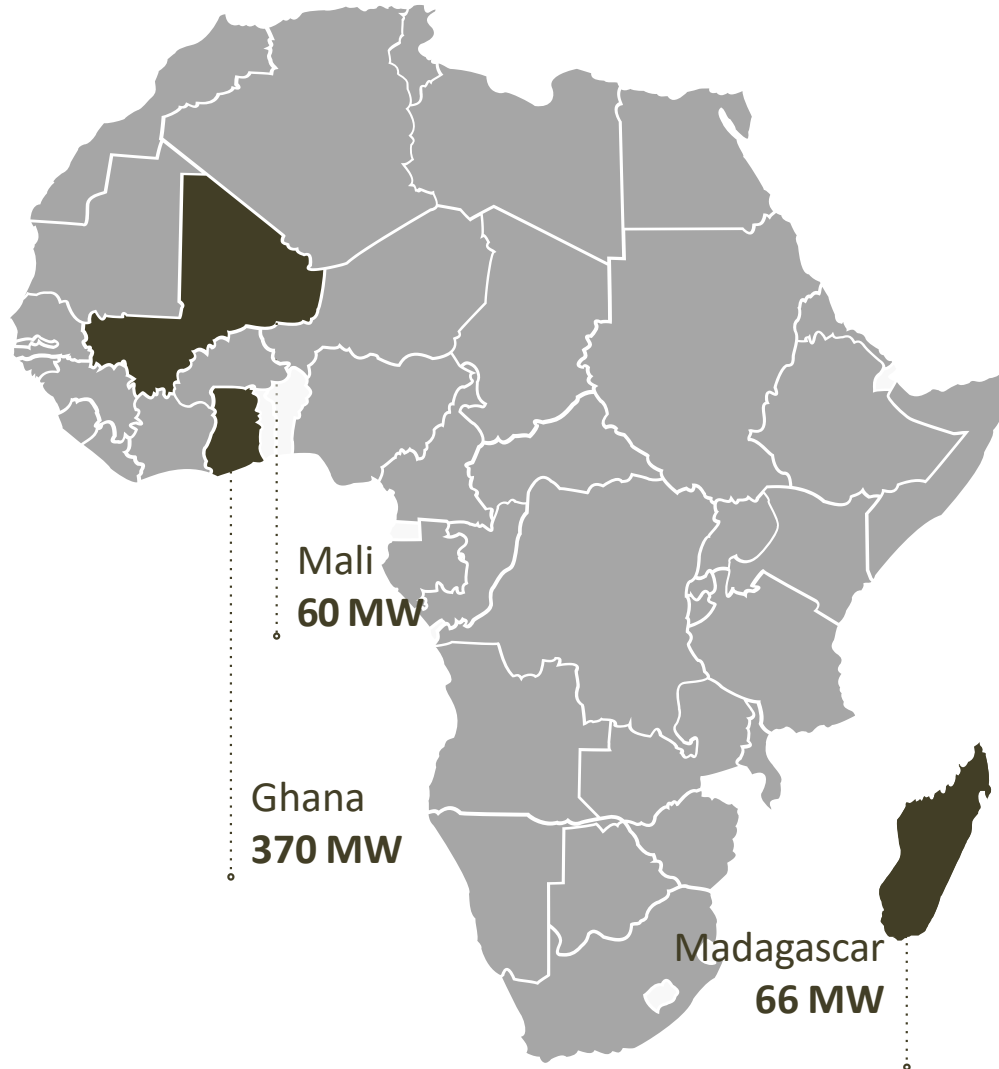
- **Northern Cyprus PP benefits from USD based guaranteed capacity charge for 120 MW out of 153 MW installed capacity**
- In July 2023, a 15-year contract extension was made for the power plant. In addition to the contract extension, an agreement was reached for a capacity increase of 35 MW.
- Furthermore, feasibility studies will be conducted to initiate the interconnection line between Turkey and the TRNC in order to enhance the energy supply security of the TRNC.



FOREIGN OPERATIONS

Foreign Operations at a Glance

AFRICA
TOTAL
496 MW



VERY ATTRACTIVE REGION WITH STRONG GROWTH POTENTIAL...

Penetration in Africa

Ghana



Population	33.4 mn
GDP	\$ 72.8 bn
GDP per capita	\$ 2,176
Installed Capacity	5,454 MW
Energy Consumption	17.5 bn KWh
Energy Consumption/Capita	569 KWh

Madagascar



Population	30.6 mn
GDP	\$ 15 bn
GDP per capita	\$ 505
Installed Capacity	844 MW
Energy Consumption	1.8 bn KWh
Energy Consumption/Capita	64,7 KWh

Mali



Population	22.6 mn
GDP	\$ 18,8 bn
GDP per capita	\$ 833
Installed Capacity	900 MW
Energy Consumption	3.7 bn KWh
Energy Consumption/Capita	186 KWh

Source: The World Bank database (as of 2022) ; Ghana Statistical Services (as of 2022)

Africa Operations - Key Highlights



Ghana Heavy Fuel Oil Power Plant

- Ghana PP benefits from USD based guaranteed capacity charge for 332 MW out of 370 MW installed capacity. PPA extended for 15 years in Oct'22.
- Ghana engine conversion to dual fuel project (heavy fuel oil/natural gas) still ongoing (9 out of 22 machines converted to dual fuel).

- Mali PP benefits from EUR based guaranteed capacity charge for 50 MW out of 60 MW installed capacity.
- In Jan'21, contract with Mali government extended for 3 years with additional capacity of 20 MW. Power generated by 20 MW installed capacity is also purchased by EDM for 3 years based on a guaranteed Euro denominated capacity charge



Mali Heavy Fuel Oil Power Plant



Madagascar Heavy Fuel Oil Power Plant

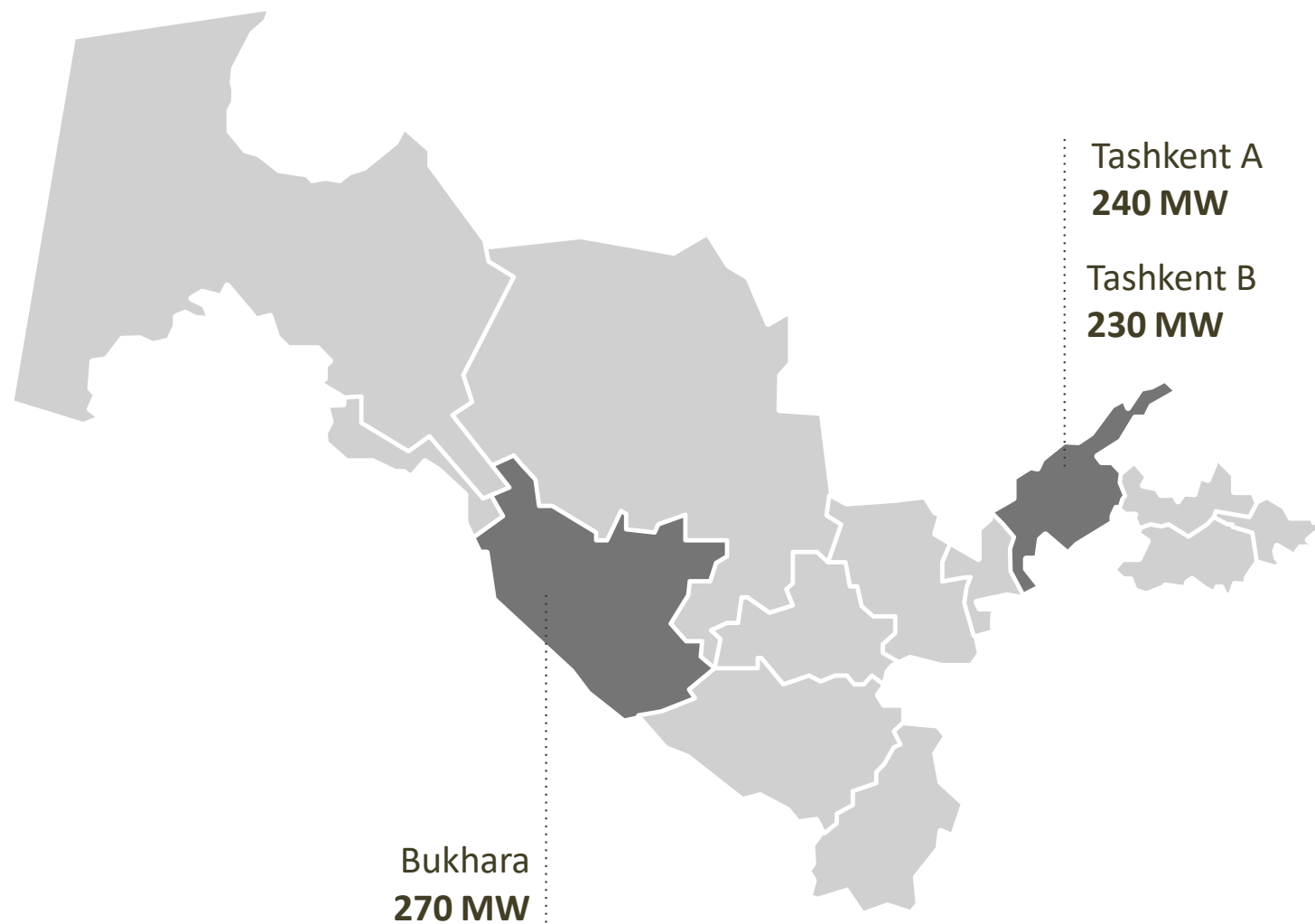
- Madagascar PP benefits from USD based guaranteed capacity charge for 60 MW out of 66 MW installed capacity

Congo Project - Key Highlights

- On 21 January 2021, Aksa Enerji Üretim A.Ş.'s 100% subsidiary Aksa Energy Company Congo has signed a concession agreement with Republic of Congo about obtaining operating rights of a 50 MW natural gas power plant in the city of Pointe-Noire for 30 years.
 - Natural gas supplies from Congo's local gas reserves
 - Electricity generated exported to Democratic Republic of Congo via existing transmission lines.
- 
- In May 22, Aksa Energy Company Congo signed an electricity export transmission agreement with Energie Electrique du Congo (E2C- Republic of Congo's Electricity Generation- Transmission- Distribution Company). Negotiations regarding electricity export and gas supply agreements are ongoing.
 - As of year-end 2022, Aksa Energy Company Congo has started commercial operation.

Foreign Operations at a Glance

UZBEKISTAN
TOTAL
INSTALLED
CAPACITY
740 MW



Uzbekistan Operations - Key Highlights

- 25 year power purchase agreement (PPA) including guaranteed capacity payment in USD terms signed with the Ministry of Energy of Uzbekistan on May'20 regarding 240 MW natural gas combined cycle (CCGT) power plant in Tashkent, the capital of Uzbekistan.
- On 20 January 2021, above mentioned agreement has been amended with 230 MW capacity expansion (Tashkent B) and additionally, another agreement has been signed regarding construction of 270 MW CCGT in Bukhara.
- All of the three power plants are officially fully operational as of end of Mar'22
- Both agreements involve sale of the energy generated in these power plants based on a USD denominated guaranteed capacity payment for a duration of 25 years
- Natural gas to be provided by Uztransgaz, the natural gas supply company of Uzbekistan



Tallimarjon Natural Gas PP- Key Highlights

- On 9 November 2023, Aksa Energy signed a power purchase agreement with NEGU (National Electric Grid of Uzbekistan) regarding installation and operation of a 430 MW Natural Gas Combined Cycle Power Plant for 25 years .
- Sales price is USD based for 25 years and fuel is pass through.
- The construction of the power plant will commence after the necessary site allocations, and the power plant is expected to be commissioned within 12 months after the construction begins.



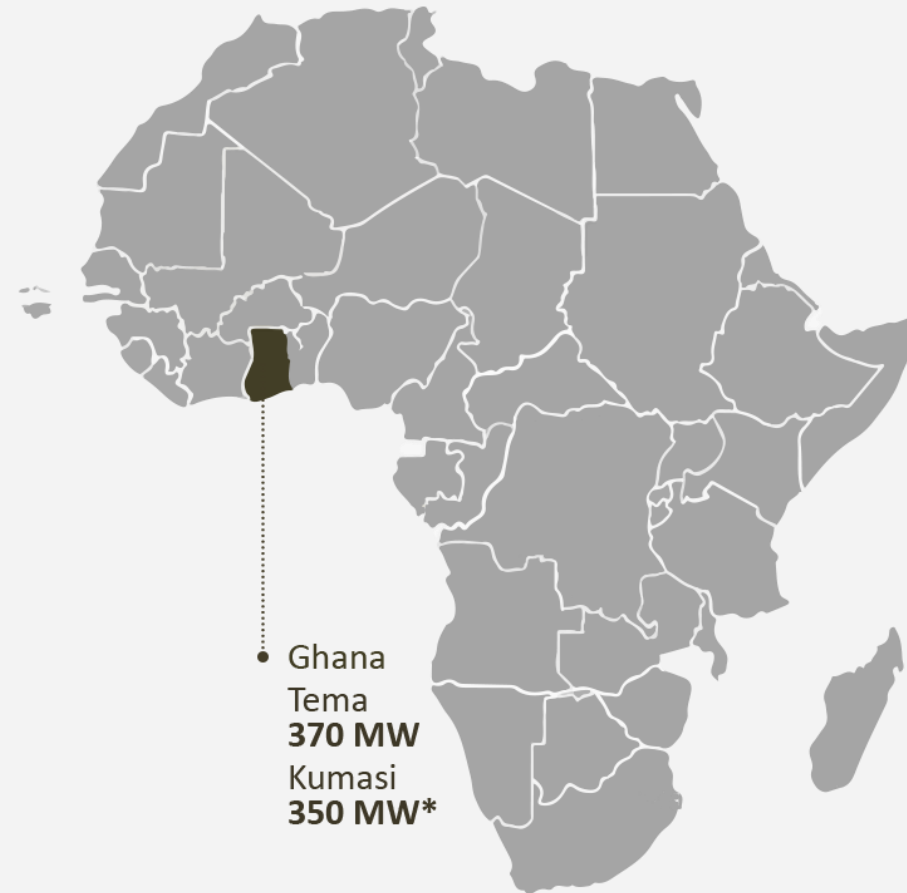
Kazakhstan Project - Key Highlights

- On 13 July 2022, Aksa Energy's Kazakhstan branch has won the tender organized by Kazakhstan Electricity and Power Market Operator regarding 240 MW Kyzylorda combined heat and power plant project
- Power plant is expected to be commissioned in 2H 2025 with capacity payments for 15 years
- Power plant is planned to be established with brand new machines. As of 2023, advance payments were made and the investment of the power plant was started.



Kumasi Natural Gas PP- Key Highlights

- Aksa Energy Company Ghana Limited, a subsidiary of Aksa Enerji Üretim A.Ş., signed a contract with the Electricity Company of Ghana on April 6, 2023 for the construction of the Kumasi combined cycle natural gas power plant with an installed capacity of 350 MW.
- According to the contract, electricity generation and the guaranteed sale of the electricity generated will be in US Dollars for 20 years.



*Agreement signed with Electricity Company of Ghana (ECG) for commissioning a new power plant.

SENEGAL Natural Gas PP- Key Highlights

- NDAR Energies SA, a subsidiary of Aksa Global Investments BV (one of the group companies of Aksa Enerji Üretim A.Ş.) will initiate investments for the financing, establishment, operation and ownership of a natural gas combined cycle power plant with an installed capacity of 255 MW in the City of Saint Louis, Senegal.
- The existing agreement includes 25 year Euro indexed power purchase agreement with Senelec, Energy Company of Senegal Republic.
- Senegal will generate electricity from its own natural gas for the first time.
- The power plant is planned to start commercial operations within the year 2026.

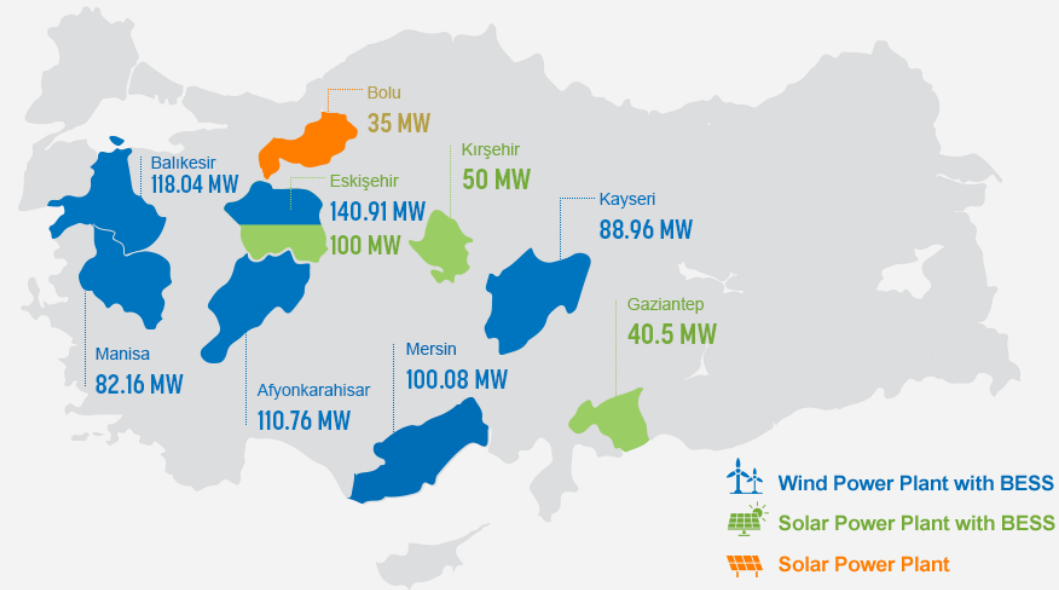
Senegal
Saint Louis
255 MW



831.41 MW STORAGE-BASED WIND and SOLAR POWER PLANTS & 35 MW SOLAR POWER PLANT IN GÖYNÜK

Renewable Energy Projects - Key Highlights

- On December 4, 2023, our preliminary licenses were granted for a total of 831.41 MW Storage Wind and Solar Energy Plants by EMRA.
- Investments in Renewable Energy continues with the 35 MW Solar Power Plant to be constructed in Bolu Göynük Power Plant. The contract for the start of construction of the plant has been signed.



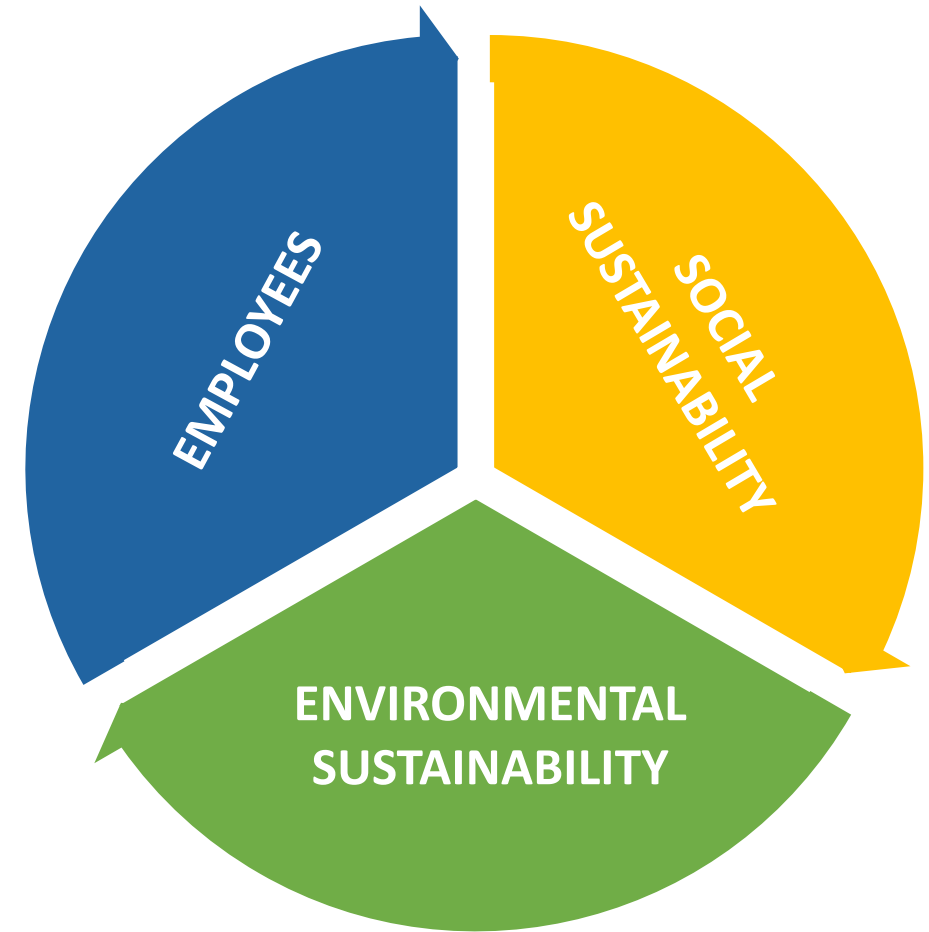


SUSTAINABILITY

SUSTAINABILITY AT AKSA ENERGY

SUSTAINABLE BUSINESS MODEL


- The Company acts with the **Responsibility of a Sustainable Business Model** for a safe future.
- The Company' sustainability approach is based on three pillars - **Environmental Sustainability, Employees and Social Responsibility.**
- As a signatory to the **United Nations Global Compact** since 2017, Aksa Energy is committed to conducting its business operations in line with the **10 Principles** outlined in the Global Compact.



SUSTAINABILITY AT AKSA ENERGY

WE ARE COMMITTED TO SUSTAINABLE DEVELOPMENT GOALS!

- Aksa Energy prioritizes identifying and managing the significant environmental impacts of the industry, **respecting human and employee rights**, and contributing to **social development** in the regions where it operates.
- Aksa Energy is committed to 7 of the Sustainable Development Goals that have been set in 2012 within the scope of the United Nations Sustainability Conference.
- Aksa Energy has signed The Trillion Tonne Communiqué, which is a declaration to the world from companies that are sensitive to climate change and demand measures to combat it, and the Company designs its energy investment in this context





APPENDIX

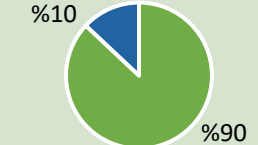
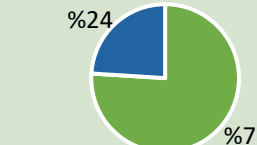

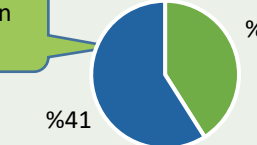
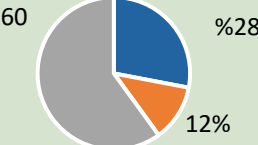
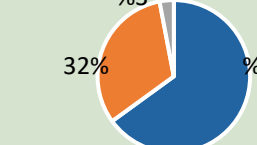
Consolidated Summary Income Statement

	9M23	9M22	y/y
MM TL			
Net sales	20,864	33,730	-38%
Cost of sales	(16,198)	(29,276)	-45%
Gross Profit	4,666	4,454	5%
General & administrative costs	(426)	(193)	120%
Marketing expenses	(13)	(8)	55%
Other operating income	146	144	1%
Other operating expenses	(57)	(119)	-52%
Operating Income	4,316	4,278	1%
Expected revaluation losses	(326)	(31)	943%
Income from investment activities	54	8	629%
Financing income	2,436	1,533	59%
Financing expense	(1,308)	(779)	68%
Earnings Before Income Tax	5,172	5,008	3%
Tax	(1,225)	(742)	65%
Net Income after minority interest	3,586	3,913	-9%

Consolidated Summary Balance Sheet

	9M23	YE22	ytd
MM TL			
Cash and cash equivalents	1,426	937	52%
Trade receivables	11,753	9,217	184%
Inventories	694	244	217%
Total Current Assets	14,900	11,416	31%
PP&E	28,006	21,295	32%
Intangibles	478	346	38%
Total Non-current Assets	29,364	21,816	35%
Total Assets	44,265	33,232	33%
Total Current Liabilities	11,034	7,980	38%
Total Non-current Liabilities	7,190	6,294	14%
Paid in capital	1,226	1,226	0%
Shareholder's equity	26,040	18,959	37%
Total Liabilities and Shareholder's Equity	44,265	33,233	33%

2023 GUIDANCE

FINANCIAL INDICATORS	2022 ACTUAL	COMPOSITION	2023 GUIDANCE	COMPOSITION
Net Sales (MM TL)	45,638	 <p>%10 %90 Domestic Foreign</p>	27,714	 <p>%24 %76 Domestic Foreign</p>
EBITDA (MM TL)	6,559	 <p>%52 %48 Domestic Foreign</p>	7,788	 <p>23% Uzbekistan 36% Africa %41 %59 Foreign Domestic</p>
CAPEX (MM TL)	1,987	 <p>%60 %28 12% Africa Domestic Uzbekistan</p>	3,095	 <p>%3 32% %65 Asia Domestic Africa</p>

Notes:

(1) Domestic indicates operations in Turkey and Northern Cyprus.

(2) 2023 capex guidance excludes any potential new investments.

Contact- Investor Relations



Pinar Saatçioğlu,
Investor Relations and Sustainability Director



Sena Atay,
Investor Relations Manager

Email: investorrelations@aksaenerji.com.tr

Phone: +90 216 681 1053

Address: Rüzgarlıbahçe Mh. Özalp Çıkmazı No:10 Kavacık / Beykoz, İstanbul

Disclaimer

Aksa Energy has prepared this presentation for the sole purpose of providing information, which contains forward-looking statements that reflect the Company management's current views with respect to certain future events. Although it is believed that the expectations reflected in these statements are reasonable, they may be affected by a variety of variables and changes in underlying assumptions that could cause actual results to differ materially.

No representation or guarantee is made by Aksa Energy for the accuracy or completeness of the Information contained herein. The Information is subject to change without any notice. Neither the presentation nor the information can construe any investment advise, or an offer to buy or sell Aksa Energy shares/bonds. This presentation and/or the information cannot be copied, disclosed or distributed. Aksa Energy expressly disclaims any and all liability for any statements including any forward looking projections and statements, expressed, implied, contained herein, or for any omissions from information or any other written or oral communication transmitted or made available. Neither Aksa Energy nor any of its directors, managers, employees nor any other person shall have any liability whatsoever for any loss arising from use of this presentation.