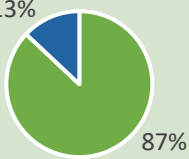
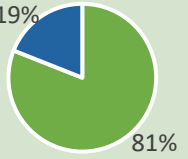
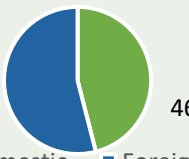
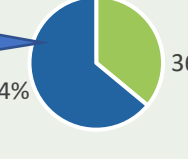
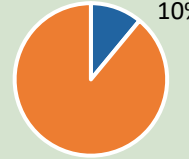
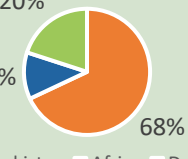


2022 GUIDANCE

FINANCIAL INDICATORS	2021 ACTUAL	COMPOSITION	2022 GUIDANCE	COMPOSITION	2022 REVISED GUIDANCE
Net Sales (MM TL)	13,887	 <p>87% Domestic 13% Foreign</p>	24,154	 <p>81% Domestic 19% Foreign</p>	<div>88% Domestic 12% Foreign</div> <p>39,953</p>
EBITDA (MM TL)	2,609	 <p>46% Domestic 54% Foreign</p>	<div>21% Uzbekistan 43% Africa</div> <p>5,477</p>	 <p>36% Domestic 64% Foreign</p>	<div>42% Domestic 39% Africa 19% Uzbekistan</div> <p>6,951</p>
CAPEX (MM TL)	2,420	 <p>90% Africa 10% Uzbekistan</p>	1,368	 <p>68% Africa 20% Domestic 12% Uzbekistan</p>	NO REVISION

Notes: Domestic indicates operations in Turkey and Northern Cyprus. 2022 capex guidance excludes any potential new investments