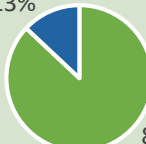
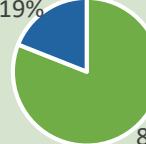

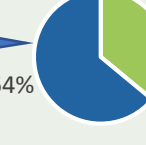

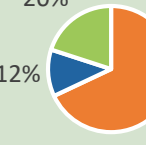


# 2022 GUIDANCE

FINANCIAL INDICATORS	2021 ACTUAL	COMPOSITION	2022 GUIDANCE	COMPOSITION
Net Sales (MM TL)	13,887	 <p>13% 87%</p> <p>Domestic Foreign</p>	24,154	 <p>19% 81%</p> <p>Domestic Foreign</p>
EBITDA (MM TL)	2,609	 <p>54% 46%</p> <p>Domestic Foreign</p>	5,477	 <p>21% Uzbekistan 43% Africa</p> <p>64% 36%</p> <p>Domestic Foreign</p>
CAPEX (MM TL)	2,420	 <p>10% 90%</p> <p>Africa Uzbekistan</p>	1,368	 <p>20% 12% 68%</p> <p>Uzbekistan Africa Domestic</p>

Notes: Domestic indicates operations in Turkey and Northern Cyprus. 2022 capex guidance excludes any potential new investments